




## Heavy-Duty Portable Access Mats and Temporary Flooring

Protect your job site and personnel when tasked with projects on uneven ground and muddy work sites. Wet or unsteady ground can cause trucks to become stuck, equipment to fail, and create a hazardous work environment for your team. Fortunately, there's DuraDeck®, a portable, heavy-duty composite matting system designed specifically to provide access roads and working platforms for vehicles, equipment, and personnel. Don't let the elements set you back any longer with DuraDeck®!

DuraDeck® semi-permanent composite mats are robust enough to handle loads up to 80 tons, yet flexible enough that they follow the contours of the terrain without breaking or cracking. From the Everglades to the Sahara, DuraDeck® is perfectly at home in any environment. They are able to handle extreme hot and cold temperatures and are weather resistant.

### EASY TO SHIP



500 DuraDeck sheets can be loaded in a standard US tractor trailer or 40ft ocean container

Sales & Estimating: Toll Free: (877) 496-3625 | [Matting.Rentals@trin.net](mailto:Matting.Rentals@trin.net)

Northeast / Mid-Atlantic:

Eileen Gregory | 570-245-8591 | [eileen.gregory@trin.net](mailto:eileen.gregory@trin.net)

James Beninato | 570-336-8507 | [james.beninato@trin.net](mailto:james.beninato@trin.net)

Southeast: York Godfrey | (678) 251-8827 | [York.Godfrey@trin.net](mailto:York.Godfrey@trin.net)

Western US: Matt Nanninga | (817) 319-9467 | [Matt.Nanninga@trin.net](mailto:Matt.Nanninga@trin.net)




**TRINITY**  
HIGHWAY  
RENTALS

### Traction Varieties to Suit Your Worksite

- DuraDeck 1:** Rugged traction on both sides. Ideal for creating a temporary roadway over several types of terrain and surfaces.
- DuraDeck 2:** Rugged traction on one side, pedestrian friendly, textured surface on the other. Perfect for pedestrian pathways or a work site.
- DuraDeck 3:** Pedestrian on one side, smooth on the other. Used for special event and walkways in muddy terrain.
- DuraDeck 4:** Rugged on one side, smooth on the other. Designed for use in loading areas or construction sites with heavy vehicle traffic on muddy surfaces.



**Use DuraDeck 1 & 4 for Vehicles**  
(DuraDeck shown)



**Use DuraDeck 2 & 3 for Vehicles/Pedestrians**  
(DuraDeck 2 shown)

### Features and Benefits

- Portable and durable enough for years of use and hundreds of projects
- Less expensive than fiberglass and more cost-effective than plywood
- Will not rot or splinter
- Protects vehicles & equipment from excessive wear and damage due to unstable ground conditions
- Surface traction prevent slippage and provides added personnel safety.
- Saves time and labor costs, increasing efficiency
- Eliminates environmental cross-contamination problems associated with plywood sheets
- Guaranteed for 7 years

### SPECIFICATIONS

#### Module Size

4'W x 8'L x 1/2"H (244cm x 122cm x 1.27cm). Other sizes available

#### Material


Black High-Density Polyethylene (HDPE) post-industrial recycled plastic, naturally UV resistant due to the carbon black used for color. Beige mats also available.

#### Weight

86 lbs (39.01kg) per mat – 2.69 lbs sq/ft (12.97 kg sq/meter)

#### Weight Load

Up to 80 tons depending on sub-surface



#### DuraDeck® vs. Plywood

DuraDeck® stands up to the elements. Plywood cracks under pressure.

**Sales & Estimating: Toll Free: (877) 496-3625 | [Matting.Rentals@trin.net](mailto:Matting.Rentals@trin.net)**

**Northeast / Mid-Atlantic:**

**Eileen Gregory | 570-245-8591 | [eileen.gregory@trin.net](mailto:eileen.gregory@trin.net)**

**James Beninato | 570-336-8507 | [james.beninato@trin.net](mailto:james.beninato@trin.net)**

**Southeast: York Godfrey | (678) 251-8827 | [York.Godfrey@trin.net](mailto:York.Godfrey@trin.net)**


**Western US: Matt Nanninga | (817) 319-9467 | [Matt.Nanninga@trin.net](mailto:Matt.Nanninga@trin.net)**



**TRINITY**  
**HIGHWAY**  
RENTALS

# DURADECK®

## PRODUCT SPECIFICATIONS



<b>MODULE SIZE</b>	8' L x 4' W x .87" H 2.44 m x 1.22 m x 2.22 cm (thickness: 1/2" mat + 3/8" cleat)  <b>Additional Sizes</b> 8' x 3' (2.44m x 0.91m) 6' x 3' (1.83m x 0.91m) 8' x 2' (2.44m x .0609m)
<b>WEIGHT</b>	86 lbs (39.01 kg) Per sq. ft.: 2.69 lbs / 43 oz. / 1.22 kg / 1219 g Per sq. m: 28.60 lbs / 12.97 kg  <b>Additional Size Weights</b> 64.5 lbs (29.26 kg) 48.42 lbs (21.96 kg) 43 lbs (19.5 kg)
<b>COLOR</b>	Black, beige, white. Custom colors available.
<b>MATERIAL</b>	High-Density Polyethylene (HDPE) post-industrialrecycled plastic - naturally UV resistant
<b>WEIGHT LOADING</b>	Varies, depending on sub-surface, up to 80 ton capacity
<b>COMPRESSIVE STRENGTH</b>	2,843 psi (ASTM D695-02a)
<b>CONNECTION SYSTEM</b>	Eight holes: one in each corner and four in the center line (two on each 8ft side). (Connected using DuraPlate connectors . No tools required.)
<b>FLAMMABILITY RESISTANCE</b>	UL94HB
<b>WARRANTY</b>	7 years against cracking and breaking under normal use.

Sales & Estimating: Toll Free: (877) 496-3625 | [Matting.Rentals@trin.net](mailto:Matting.Rentals@trin.net)

Northeast / Mid-Atlantic:

Eileen Gregory | 570-245-8591 | [eileen.gregory@trin.net](mailto:eileen.gregory@trin.net)

James Beninato | 570-336-8507 | [james.beninato@trin.net](mailto:james.beninato@trin.net)

Southeast: York Godfrey | (678) 251-8827 | [York.Godfrey@trin.net](mailto:York.Godfrey@trin.net)

Western US: Matt Nanninga | (817) 319-9467 | [Matt.Nanninga@trin.net](mailto:Matt.Nanninga@trin.net)



**TRINITY**  
**HIGHWAY**  
RENTALS



## Ultra Heavy-Duty Access Mats and Portable Roadways

Safety and stability. The two most important things you want on your worksite. Also, the two things MegaDeck® HD promises to provide. MegaDeck® HD heavy-duty composite access and rig mats are designed specifically with high-traffic worksites, such as construction sites, oil rigs and power transmission sites, in mind. Bearing up to 600 psi, this system can protect and support the heaviest equipment and vehicles over any terrain and in any climate.

MegaDeck® HD's unique composition of HDPE, UV-protection, anti-static and other additives makes it non-absorbent, prevents degradation, and eliminates warping and breaking due to weather conditions.

MegaDeck® HD features a locking system which allows you to connect panels easily and in a variety of configurations using a single T-bar tool. Mats are laid together seamlessly due to their 12" flanges which guides the mat into place. MegaDeck® HD is as easy to install as it is durable.



### NEW & IMPROVED!

- Strongest composite mat on the market
- Solid perimeter construction eliminates fluid saturation of mats
- Enhanced aggressive traction
- Dual-sided design with 124% improved traction
- 86% more rigid – increased stability and durability
- Compatible with original MegaDeck and other matting systems

**Sales & Estimating: Toll Free: (877) 496-3625 | [Matting.Rentals@trin.net](mailto:Matting.Rentals@trin.net)**

**Northeast / Mid-Atlantic:**

**Eileen Gregory | 570-245-8591 | [eileen.gregory@trin.net](mailto:eileen.gregory@trin.net)**

**James Beninato | 570-336-8507 | [james.beninato@trin.net](mailto:james.beninato@trin.net)**

**Southeast: York Godfrey | (678) 251-8827 | [York.Godfrey@trin.net](mailto:York.Godfrey@trin.net)**

**Western US: Matt Nanninga | (817) 319-9467 | [Matt.Nanninga@trin.net](mailto:Matt.Nanninga@trin.net)**



**TRINITY**  
**HIGHWAY**  
RENTALS

### Better than Timber Mats in Every Way

Don't be lured by the false economy of wooden and steel wood access matting. They may appear less expensive upfront, but given their much shorter service life, higher freight costs, and single-use nature, MegaDeck® HD composite mats are easily the more economical choice.

MegaDeck® HD is non-absorbent, preventing cross-contamination so they can be used again and again. In addition, since MegaDeck® HD shrugs off water and chemicals that may spill, it is not subject to the accelerated decomposition that wooden alternatives undergo. It's anti-slip traction pattern provides a consistently safe surface for your entire work site.

### Provides Solutions For

- Oil and Gas
- Power Transmission and Distribution
- Aviation
- Alternative Energy
- Construction
- Mining
- Renewable Energy
- Trenching and Shoring
- Disaster Relief/Military
- Public Works
- Heavy Haul



Non-absorbent HDPE prevents cross-contamination between sites, allowing for multiple uses



The #1 trusted access matting in the world

### SPECIFICATIONS

#### Module Size

##### Actual

7.5ft (L) x 14ft (W) x 4in  
2.286m (L) x 4.267m (W)  
x 10.16cm

##### Useable Platform

6.5ft (L) x 13ft (W) x 4in  
1.981m (L) x 3.962m (W)  
x 10.16cm

#### Weight

1,150 lbs (521.63 kg)

#### Weight Load

600 lbs sq/in

#### Shipping Info

40 mats per standard 40' shipping container or 53' truck



Sales & Estimating: Toll Free: (877) 496-3625 | [Matting.Rentals@trin.net](mailto:Matting.Rentals@trin.net)

Northeast / Mid-Atlantic:

Eileen Gregory | 570-245-8591 | [eileen.gregory@trin.net](mailto:eileen.gregory@trin.net)

James Beninato | 570-336-8507 | [james.beninato@trin.net](mailto:james.beninato@trin.net)

Southeast: York Godfrey | (678) 251-8827 | [York.Godfrey@trin.net](mailto:York.Godfrey@trin.net)

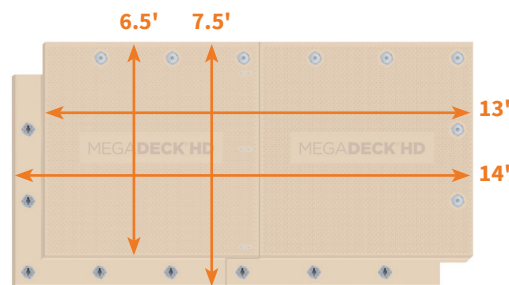
Western US: Matt Nanninga | (817) 319-9467 | [Matt.Nanninga@trin.net](mailto:Matt.Nanninga@trin.net)



**TRINITY**  
**HIGHWAY**  
RENTALS

# MEGADECK® HD

## PRODUCT SPECIFICATIONS



<b>MODULE SIZE</b>	<p><b>Large Mat</b>  <b>Actual</b>            7.5' (L) x 14' (W) x 4" thickness (105 sq/ft)            2.286m x 4.267m x 10.16cm (9.75 sq/m)</p> <p><b>Useable (due to flange)</b>            6.5' (L) x 13' (W) x 4" thickness (84.5 sq/ft)            1.981m x 3.962m x 10.16cm (7.85 sq/m)</p>	<p><b>Small Mat</b>  <b>Actual</b>            7.5' (L) x 7.5' (W) x 4" thickness (56.25 sq/ft)            2.286m x 2.286m x 10.16cm (5.23 sq/m)</p> <p><b>Useable (due to flange)</b>            6.5' (L) x 6.5' (W) x 4" thickness (42.25 sq/ft)            1.981m x 1.981m x 10.16cm (3.93 sq/m)</p>
<b>WEIGHT</b>	<p><b>Large Mat:</b> 1,092 lbs (495.3 kg)</p> <p><b>Small Mat:</b> 543 lbs (246.3 kg)</p>	
<b>FLANGE THICKNESS</b>	2" (5.08cm)	
<b>COLOR</b>	Beige. Custom colors available.	
<b>MATERIAL</b>	High-Density Polyethylene (HDPE) with special impact modifiers and fillers to accommodate thermal expansion, incorporate UV resistance, and add anti-static properties.	
<b>WEIGHT LOADING</b>	600 psi	
<b>FLAMMABILITY RESISTANCE</b>	UL94HB	
<b>GROUND SURFACE</b>	Designed to be used with no ground preparation over grass, mud, sand, dirt, and other common on-site substances.	
<b>CONNECTION SYSTEM</b>	Proprietary, self-aligning, aluminum cam lock system. Connects the overlapping flange from adjacent mats with a simple twist of a standard hex key.	
<b>COMPATIBILITY</b>	100% compatible with original MegaDeck and can connect with other composite matting systems (please inquire).	
<b>CONSTRUCTION FEATURES</b>	<ul style="list-style-type: none"> <li>• Integrated design prevents fluid saturation of mat</li> <li>• Enhanced traction</li> <li>• Dual-sided tread</li> </ul>	
<b>SHIPPING INFO</b>	U.S. Standard Truck: 40 mats 40ft ISO shipping container: 40 mats 20ft ISO shipping container: 20 mats – 1 stack, 20 full mats high	

Sales & Estimating: Toll Free: (877) 496-3625 | [Matting.Rentals@trin.net](mailto:Matting.Rentals@trin.net)

Northeast / Mid-Atlantic:

Eileen Gregory | 570-245-8591 | [eileen.gregory@trin.net](mailto:eileen.gregory@trin.net)

James Beninato | 570-336-8507 | [james.beninato@trin.net](mailto:james.beninato@trin.net)

Southeast: York Godfrey | (678) 251-8827 | [York.Godfrey@trin.net](mailto:York.Godfrey@trin.net)

Western US: Matt Nanninga | (817) 319-9467 | [Matt.Nanninga@trin.net](mailto:Matt.Nanninga@trin.net)



**TRINITY**  
**HIGHWAY**  
 RENTALS



## Create a portable roadway anywhere in the world

Introducing SignaRoad® – a groundbreaking new matting product designed to create a medium-duty temporary roadway or pedestrian accessway quickly and easily.

This high-quality 100% virgin HDPE composite matting is strong enough to withstand heavy-haul loads and versatile enough to be used in a myriad of diverse applications.

From temporary roadways for remote utility repair projects to pedestrian accessways for concerts and music festivals, SignaRoad is ready to provide superior temporary access and ground protection with its advanced design features and easy-to-use connection system.

### SignaRoad can be used for:

**Portable Roadways:** Create an instant roadway for vehicles in adverse ground conditions and climates

**Ground Protection:** Protect valuable turf and sensitive surfaces for events, landscaping, renovation or repair projects

**Parking Lots And Staging Areas:** Provides a secure and stable (non-shifting) area for staging vehicles and equipment

**Pedestrian Accessways:** Easily create a clean and safe walkway for guests and personnel – virtually anywhere

**Working Platforms:** Create a solid, stable and hygienic surface for crews and equipment



### FEATURES & BENEFITS

- Virgin HDPE composite material is strong, durable and non-conductive
- Compact size is compatible for vehicle use worldwide
- One part design - no bolts or screws
- Relatively lightweight for simplified handling and lower transport costs

**Sales & Estimating:** Toll Free: (877) 496-3625 | [Matting.Rentals@trin.net](mailto:Matting.Rentals@trin.net)

**Northeast / Mid-Atlantic:**

Eileen Gregory | 570-245-8591 | [eileen.gregory@trin.net](mailto:eileen.gregory@trin.net)

James Beninato | 570-336-8507 | [james.beninato@trin.net](mailto:james.beninato@trin.net)

**Southeast:** York Godfrey | (678) 251-8827 | [York.Godfrey@trin.net](mailto:York.Godfrey@trin.net)

**Western US:** Matt Nanninga | (817) 319-9467 | [Matt.Nanninga@trin.net](mailto:Matt.Nanninga@trin.net)



**TRINITY**  
HIGHWAY  
RENTALS

### SignaRoad is Simple to Use – Over and Over Again

SignaRoad® has been designed to be simple to clean and maintain. It can be used hundreds of times, installed with little to no ground preparation over grass, gravel, sand, soil, concrete, asphalt, ice, snow, mud and other surfaces. This versatile matting ensures reliable access for almost any vehicle.

### Breakthrough Design Features

Tested against our leading competitors in the market, our SignaRoad matting systems are ranked #1 for strength, durability and traction.

#### Cam Lock Connection System

Quick and simple to install. Strongest composite pin on the market.

#### Overlapping flanges

Speeds up installation and provides additional strength and rigidity to entire work pad. Keeps surface free from mud.

#### Virgin HDPE composite construction

Premium long-lasting mats can be used on uneven surfaces and challenging terrain in any climate.

### Use SignaRoad in a myriad of applications:

- Roadways
- Accessways
- Special Events
- Ground Protection
- Muddy and soft soil
- Unstable and uneven ground
- Extreme weather and climates
- Oil and Gas
- Transmission and Distribution
- Heavy-haul
- Construction



## SPECIFICATIONS

#### Module Size

##### Actual

6.83ft (L) x 10ft (W) x 2.5in (D)  
2.08m (L) x 3m (W) x 6.35cm (D)

##### Useable Platform

6.17ft (L) x 9.33ft (W) x 2.5in (D)  
1.88m (L) x 2.84m (W) x 6.35cm (D)

##### Useable Roadway

6.17ft (L) x 10ft (W) x 2.5in (D)  
1.88m (L) x 3m (W) x 6.35cm (D)

#### Weight

432 lbs (196kg)

#### Weight Load

400 lbs sq/in

#### Shipping Info

90 mats per standard 40' shipping container or 53' truck



**Sales & Estimating: Toll Free: (877) 496-3625 | [Matting.Rentals@trin.net](mailto:Matting.Rentals@trin.net)**

**Northeast / Mid-Atlantic:**

**Eileen Gregory | (570) 245-8591 | [eileen.gregory@trin.net](mailto:eileen.gregory@trin.net)**

**James Beninato | (570) 336-8507 | [james.beninato@trin.net](mailto:james.beninato@trin.net)**

**Southeast: York Godfrey | (678) 251-8827 | [York.Godfrey@trin.net](mailto:York.Godfrey@trin.net)**

**Western US: Matt Nanninga | (817) 319-9467 | [Matt.Nanninga@trin.net](mailto:Matt.Nanninga@trin.net)**



**TRINITY**  
**HIGHWAY**  
**RENTALS**

# SIGNAROAD®

## PRODUCT SPECIFICATIONS



<b>MODULE SIZE</b>	<b>Actual</b> 6.83' (L) x 10' (W) x 2.5" thickness 2.08m (L) x 3m (W) x 6.35cm (D)  <b>Useable Platform:</b> 6.17' (L) x 9.33' (W) x 2.5" thickness 1.88m x 2.84m x 6.35cm
<b>WEIGHT</b>	496lbs 225 kg
<b>COLOR</b>	Beige
<b>MATERIAL</b>	High Density Polyethylene
<b>WEIGHT LOADING</b>	400 psi
<b>FLAMMABILITY RESISTANCE</b>	UL94HB
<b>GROUND SURFACE</b>	Designed to be used with no ground preparation over grass, mud, sand, dirt, and other common on-site substances.
<b>CONNECTION SYSTEM</b>	Proprietary, self-aligning, plastic cam lock system. Connects the overlapping flange from adjacent mats with a simple twist of a standard hex key.
<b>SHIPPING INFO</b>	U.S. Standard Truck: 90 mats 40ft ISO shipping container: 90 mats 20ft ISO shipping container: 45 mats

Sales & Estimating: Toll Free: (877) 496-3625 | [Matting.Rentals@trin.net](mailto:Matting.Rentals@trin.net)

Northeast / Mid-Atlantic:

Eileen Gregory | 570-245-8591 | [eileen.gregory@trin.net](mailto:eileen.gregory@trin.net)

James Beninato | 570-336-8507 | [james.beninato@trin.net](mailto:james.beninato@trin.net)

Southeast: York Godfrey | (678) 251-8827 | [York.Godfrey@trin.net](mailto:York.Godfrey@trin.net)

Western US: Matt Nanninga | (817) 319-9467 | [Matt.Nanninga@trin.net](mailto:Matt.Nanninga@trin.net)



**TRINITY**  
**HIGHWAY**  
RENTALS